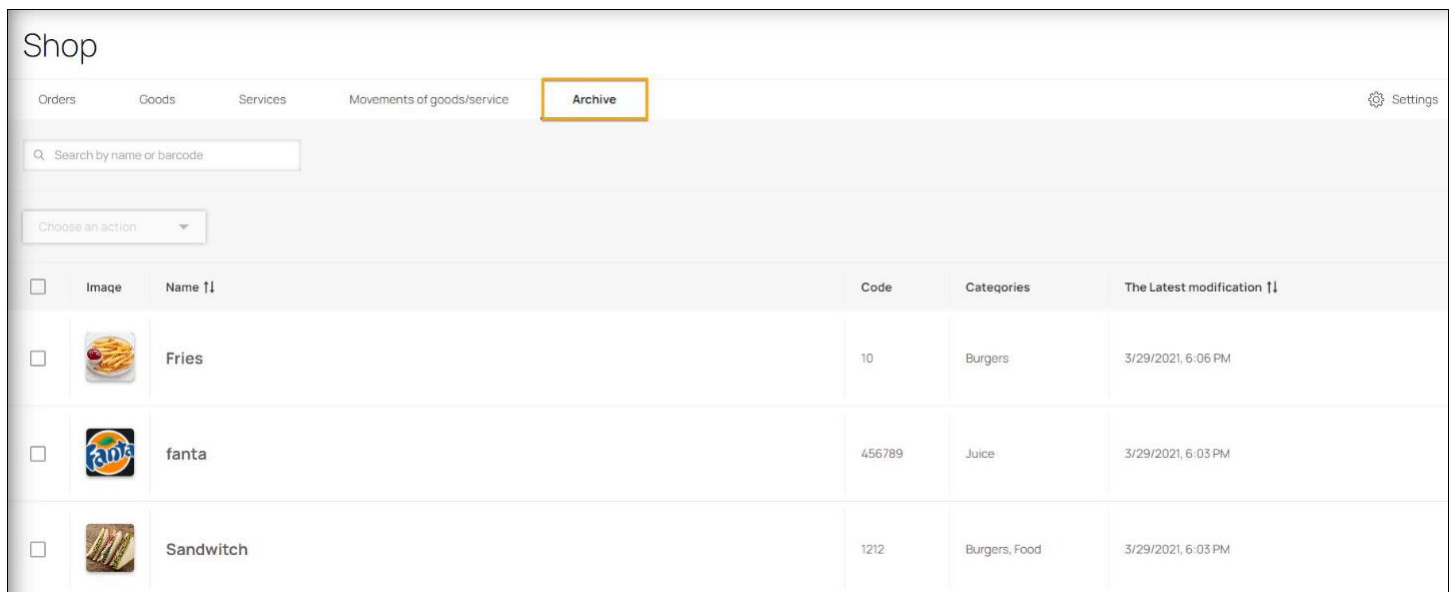


Version 39 - Goods and services deleting in CAP




NEW FEATURES

1. Delete goods and services in the CAP by yourself.

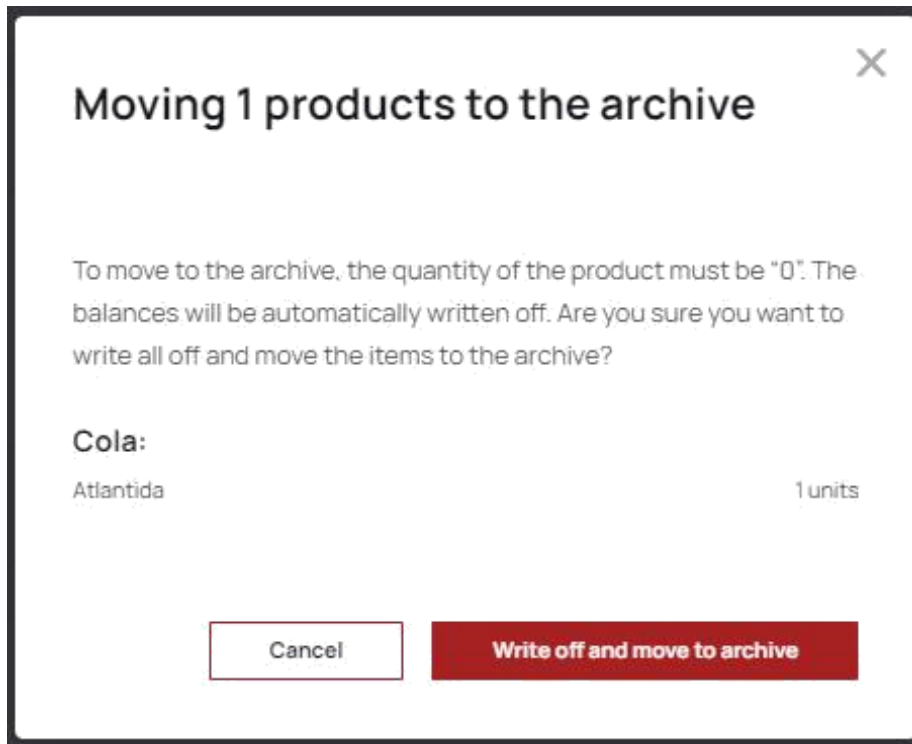
Now, to delete the item's card from the "Shop", you no longer need to contact our support team as you can do it by yourself in the admin panel. All deleted goods and services cards will be moved to the "Archive" tab. Only items with zero balance can be deleted.



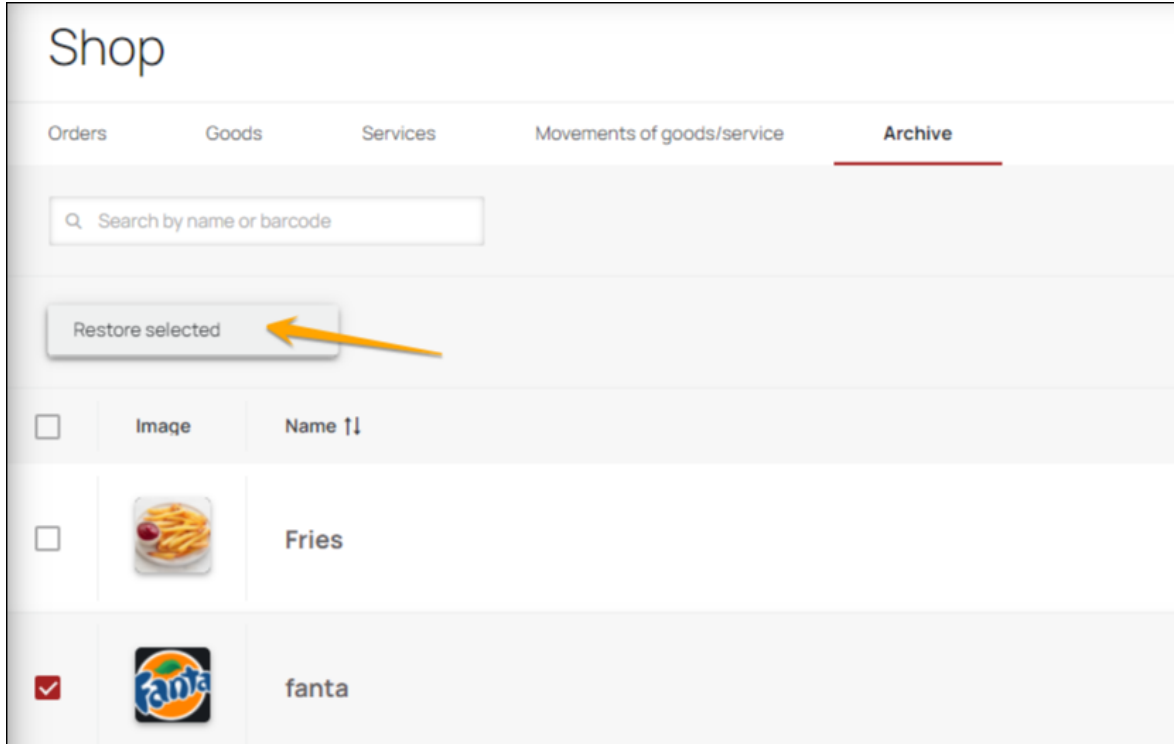
The screenshot shows the 'Shop' admin interface with the 'Archive' tab highlighted. A search bar and an action dropdown are visible above the table. The table contains three rows of item data.

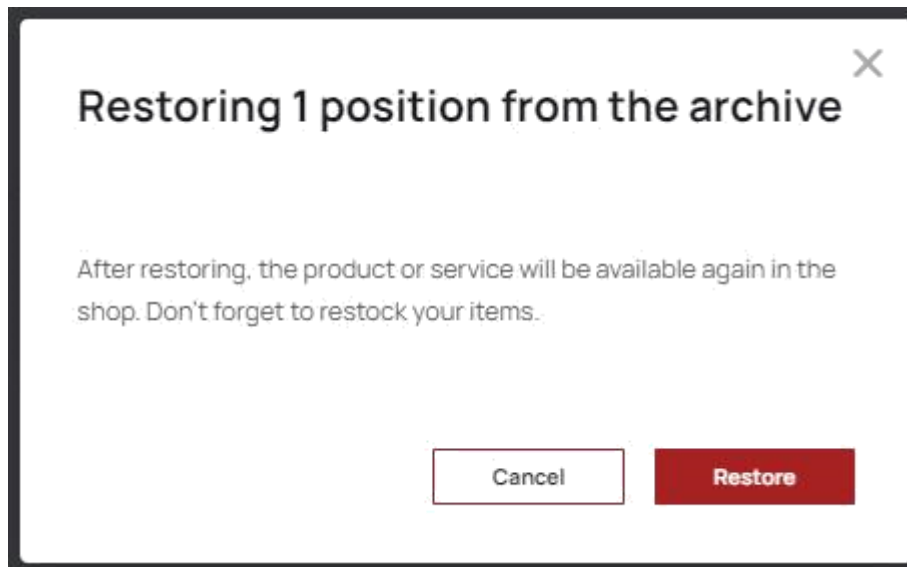
<input type="checkbox"/>	Image	Name ↑↓	Code	Categories	The Latest modification ↑↓
<input type="checkbox"/>		Fries	10	Burgers	3/29/2021, 6:06 PM
<input type="checkbox"/>		fanta	456789	Juice	3/29/2021, 6:03 PM
<input type="checkbox"/>		Sandwich	1212	Burgers, Food	3/29/2021, 6:03 PM

Before deleting the item, that has a balance, the system will offer to write it off first.



Also, cards of goods and services can be restored from the archive.





Only employees with the “Superadmin in CAP” status can delete and restore goods and services in the shop.

2. Analyze club transactions using a new report.

A new transactions report has been added, which displays all operations with checks that were made in the club. Contains the following columns:

- office name;
- period;
- date of the transaction;
- transaction code - the operation number of the purchased check;
- operation type;
- operation sum;
- is cash - shows the payment method.

IMPROVEMENTS

1. Reports, related to goods, are changed.

For a convenient analysis of sales in your club, we have returned the “Shop quantity report” of the previous format, in which you can find information about the sum of sold products, and also we added the new movements of goods report, in which you can check the club's revenue for the sold goods.

2. Additional information about receipts for goods/services in the cashdesk.

In the cashdesk, in the list of transactions, all checks are displayed with the status “Receipt purchase”, and an additional checkmark will appear in check for goods/services, by clicking on which you can see which item has been sold and its quantity.

Time	Check number	Status	Description	Total
1:34 pm	☰ 024819073912	Processed	^ Receipt purchase 024819073912 1x Pepsi +7	+7.00
1:34 pm	☰ 066536644280	Processed	Receipt purchase 066536644280	+10.00

3. Searching for goods and services by barcode.

In the "Shop" section, has been implemented the ability to search for goods and services of the club by a barcode. Just enter the barcode and the system will automatically find the position you need.

BUG FIXES

1. Fixed a bug during torrents creating and updating.
2. Fixed a situation, when cashdesk shifts were incorrectly displayed in reports.
3. Fixed a situation when the color themes, set in the admin panel, were not applied to the login screen of the client shell.